

HW schroef zonder voorsnijpunt met freesribben



Dimensions (mm)	Drive	Dimensions (mm)	Drive
3,5 x 30	TX15 ●	8,0 x 80	TX40 ●
3,5 x 35	TX15 ●	8,0 x 100	TX40 ●
3,5 x 40	TX15 ●	8,0 x 120	TX40 ●
3,5 x 50	TX15 ●	8,0 x 140	TX40 ●
4,0 x 30	TX20 ●	8,0 x 160	TX40 ●
4,0 x 35	TX20 ●	8,0 x 180	TX40 ●
4,0 x 40	TX20 ●	8,0 x 200	TX40 ●
4,0 x 45	TX20 ●	8,0 x 220	TX40 ●
4,0 x 50	TX20 ●	8,0 x 240	TX40 ●
4,0 x 60	TX20 ●	8,0 x 260	TX40 ●
4,0 x 70	TX20 ●	8,0 x 280	TX40 ●
4,0 x 80	TX20 ●	8,0 x 300	TX40 ●
4,5 x 40	TX25 ●	8,0 x 320	TX40 ●
4,5 x 45	TX25 ●	8,0 x 340	TX40 ●
4,5 x 50	TX25 ●	8,0 x 360	TX40 ●
4,5 x 60	TX25 ●	8,0 x 380	TX40 ●
4,5 x 70	TX25 ●	8,0 x 400	TX40 ●
4,5 x 80	TX25 ●	8,0 x 420	TX40 ●
5,0 x 40	TX25 ●	8,0 x 440	TX40 ●
5,0 x 45	TX25 ●	8,0 x 460	TX40 ●
5,0 x 50	TX25 ●	8,0 x 480	TX40 ●
5,0 x 60	TX25 ●	8,0 x 500	TX40 ●
5,0 x 70	TX25 ●	8,0 x 550	TX40 ●
5,0 x 80	TX25 ●	8,0 x 600	TX40 ●
5,0 x 90	TX25 ●	10,0 x 100	TX50 ●
5,0 x 100	TX25 ●	10,0 x 120	TX50 ●
5,0 x 120	TX25 ●	10,0 x 140	TX50 ●
6,0 x 60	TX30 ●	10,0 x 160	TX50 ●
6,0 x 70	TX30 ●	10,0 x 180	TX50 ●
6,0 x 80	TX30 ●	10,0 x 200	TX50 ●
6,0 x 90	TX30 ●	10,0 x 220	TX50 ●
6,0 x 100	TX30 ●	10,0 x 240	TX50 ●
6,0 x 120	TX30 ●	10,0 x 260	TX50 ●
6,0 x 130	TX30 ●	10,0 x 280	TX50 ●
6,0 x 140	TX30 ●	10,0 x 300	TX50 ●
6,0 x 160	TX30 ●	10,0 x 320	TX50 ●
6,0 x 180	TX30 ●	10,0 x 340	TX50 ●
6,0 x 200	TX30 ●	10,0 x 360	TX50 ●
6,0 x 220	TX30 ●	10,0 x 380	TX50 ●
6,0 x 240	TX30 ●	10,0 x 400	TX50 ●
6,0 x 260	TX30 ●		
6,0 x 280	TX30 ●		
6,0 x 300	TX30 ●		

JOMICA[®] 
PRO FIXINGS & TOOLS

SK schroef zonder voorsnijpunt met freesribben



Dimensions (mm)	Drive	Dimensions (mm)	Drive
		8,0 x 80	TX40 ●
		8,0 x 100	TX40 ●
		8,0 x 120	TX40 ●
		8,0 x 140	TX40 ●
		8,0 x 160	TX40 ●
		8,0 x 180	TX40 ●
		8,0 x 200	TX40 ●
		8,0 x 220	TX40 ●
		8,0 x 240	TX40 ●
		8,0 x 260	TX40 ●
		8,0 x 280	TX40 ●
		8,0 x 300	TX40 ●
		8,0 x 320	TX40 ●
		8,0 x 340	TX40 ●
		8,0 x 360	TX40 ●
		8,0 x 380	TX40 ●
		8,0 x 400	TX40 ●
		8,0 x 420	TX40 ●
		8,0 x 440	TX40 ●
		8,0 x 460	TX40 ●
		8,0 x 480	TX40 ●
		8,0 x 500	TX40 ●
		8,0 x 550	TX40 ●
		8,0 x 600	TX40 ●
4,0 x 40	TX20 ●	10,0 x 80	TX50 ●
4,0 x 50	TX20 ●	10,0 x 100	TX50 ●
4,0 x 60	TX20 ●	10,0 x 120	TX50 ●
4,5 x 50	TX20 ●	10,0 x 140	TX50 ●
4,5 x 60	TX20 ●	10,0 x 160	TX50 ●
4,5 x 70	TX20 ●	10,0 x 180	TX50 ●
5,0 x 50	TX25 ●	10,0 x 200	TX50 ●
5,0 x 60	TX25 ●	10,0 x 220	TX50 ●
5,0 x 70	TX25 ●	10,0 x 240	TX50 ●
5,0 x 80	TX25 ●	10,0 x 260	TX50 ●
5,0 x 100	TX25 ●	10,0 x 280	TX50 ●
6,0 x 30	TX30 ●	10,0 x 300	TX50 ●
6,0 x 40	TX30 ●	10,0 x 320	TX50 ●
6,0 x 50	TX30 ●	10,0 x 340	TX50 ●
6,0 x 60	TX30 ●	10,0 x 360	TX50 ●
6,0 x 70	TX30 ●	10,0 x 380	TX50 ●
6,0 x 80	TX30 ●	10,0 x 400	TX50 ●
6,0 x 90	TX30 ●		
6,0 x 100	TX30 ●		
6,0 x 110	TX30 ●		
6,0 x 120	TX30 ●		
6,0 x 130	TX30 ●		
6,0 x 140	TX30 ●		
6,0 x 150	TX30 ●		
6,0 x 160	TX30 ●		
6,0 x 180	TX30 ●		
6,0 x 200	TX30 ●		
6,0 x 220	TX30 ●		
6,0 x 240	TX30 ●		
6,0 x 260	TX30 ●		
6,0 x 280	TX30 ●		
6,0 x 300	TX30 ●		

HW schroef met voorsnijpunt en freesribben



Dimensions (mm)	Drive
3,5 x 30	TX15 ●
3,5 x 40	TX15 ●
3,5 x 50	TX15 ●
4,0 x 30	TX20 ●
4,0 x 35	TX20 ●
4,0 x 40	TX20 ●
4,0 x 45	TX20 ●
4,0 x 50	TX20 ●
4,0 x 60	TX20 ●
4,0 x 70	TX20 ●
4,0 x 80	TX20 ●
4,5 x 40	TX25 ●
4,5 x 45	TX25 ●
4,5 x 50	TX25 ●
4,5 x 60	TX25 ●
4,5 x 70	TX25 ●
4,5 x 80	TX25 ●
5,0 x 40	TX25 ●
5,0 x 50	TX25 ●
5,0 x 60	TX25 ●
5,0 x 70	TX25 ●
5,0 x 80	TX25 ●
5,0 x 90	TX25 ●
5,0 x 100	TX25 ●
5,0 x 120	TX25 ●
6,0 x 60	TX30 ●
6,0 x 70	TX30 ●
6,0 x 80	TX30 ●
6,0 x 90	TX30 ●
6,0 x 100	TX30 ●
6,0 x 120	TX30 ●
6,0 x 140	TX30 ●
6,0 x 150	TX30 ●
6,0 x 160	TX30 ●
6,0 x 180	TX30 ●
6,0 x 200	TX30 ●
6,0 x 220	TX30 ●
6,0 x 240	TX30 ●
6,0 x 260	TX30 ●
6,0 x 280	TX30 ●
6,0 x 300	TX30 ●

JOMICA[®] 
 PRO FIXINGS & TOOLS

HW schroef met voorsnijpunt en freesribben

Geel verzinkt



Dimensions (mm)	Drive	Dimensions (mm)	Drive
3,5 x 30	TX20 ●	8,0 x 80	TX40 ●
3,5 x 35	TX20 ●	8,0 x 100	TX40 ●
3,5 x 40	TX20 ●	8,0 x 120	TX40 ●
3,5 x 50	TX20 ●	8,0 x 140	TX40 ●
4,0 x 30	TX20 ●	8,0 x 160	TX40 ●
4,0 x 35	TX20 ●	8,0 x 180	TX40 ●
4,0 x 40	TX20 ●	8,0 x 200	TX40 ●
4,0 x 45	TX20 ●	8,0 x 220	TX40 ●
4,0 x 50	TX20 ●	8,0 x 240	TX40 ●
4,0 x 60	TX20 ●	8,0 x 260	TX40 ●
4,0 x 70	TX20 ●	8,0 x 280	TX40 ●
4,0 x 80	TX20 ●	8,0 x 300	TX40 ●
4,5 x 35	TX20 ●	8,0 x 320	TX40 ●
4,5 x 40	TX20 ●	8,0 x 340	TX40 ●
4,5 x 45	TX20 ●	8,0 x 360	TX40 ●
4,5 x 50	TX20 ●	8,0 x 380	TX40 ●
4,5 x 60	TX20 ●	8,0 x 400	TX40 ●
4,5 x 70	TX20 ●		
4,5 x 80	TX20 ●	10,0 x 100	TX50 ●
5,0 x 40	TX20 ●	10,0 x 120	TX50 ●
5,0 x 50	TX20 ●	10,0 x 140	TX50 ●
5,0 x 60	TX20 ●	10,0 x 160	TX50 ●
5,0 x 70	TX20 ●	10,0 x 180	TX50 ●
5,0 x 80	TX20 ●	10,0 x 200	TX50 ●
5,0 x 90	TX20 ●	10,0 x 220	TX50 ●
5,0 x 100	TX20 ●	10,0 x 240	TX50 ●
5,0 x 120	TX20 ●	10,0 x 260	TX50 ●
		10,0 x 280	TX50 ●
6,0 x 60	TX30 ●	10,0 x 300	TX50 ●
6,0 x 70	TX30 ●	10,0 x 320	TX50 ●
6,0 x 80	TX30 ●	10,0 x 340	TX50 ●
6,0 x 90	TX30 ●	10,0 x 360	TX50 ●
6,0 x 100	TX30 ●	10,0 x 380	TX50 ●
6,0 x 120	TX30 ●	10,0 x 400	TX50 ●
6,0 x 130	TX30 ●		
6,0 x 140	TX30 ●	12,0 x 120	TX50 ●
6,0 x 150	TX30 ●	12,0 x 160	TX50 ●
6,0 x 160	TX30 ●	12,0 x 200	TX50 ●
6,0 x 180	TX30 ●	12,0 x 240	TX50 ●
6,0 x 200	TX30 ●	12,0 x 280	TX50 ●
6,0 x 220	TX30 ●	12,0 x 320	TX50 ●
6,0 x 240	TX30 ●	12,0 x 360	TX50 ●
6,0 x 260	TX30 ●	12,0 x 400	TX50 ●
6,0 x 280	TX30 ●	12,0 x 500	TX50 ●
6,0 x 300	TX30 ●	12,0 x 600	TX50 ●

JOMICA® 
PRO FIXINGS & TOOLS

SK schroef met voorsnijpunt en freesribben


Geel verzinkt



Dimensions (mm)	Drive
8,0 x 80	TX40 ●
8,0 x 100	TX40 ●
8,0 x 120	TX40 ●
8,0 x 140	TX40 ●
8,0 x 160	TX40 ●
8,0 x 180	TX40 ●
8,0 x 200	TX40 ●
8,0 x 220	TX40 ●
8,0 x 240	TX40 ●
8,0 x 260	TX40 ●
8,0 x 280	TX40 ●
8,0 x 300	TX40 ●
8,0 x 320	TX40 ●
8,0 x 340	TX40 ●
8,0 x 360	TX40 ●
8,0 x 380	TX40 ●
8,0 x 400	TX40 ●

HW schroef met voorsnijpunt en freesribben

Gehard staal



Dimensions (mm)	Drive
4,0 x 40	TX20 ●
4,0 x 45	TX20 ●
4,0 x 50	TX20 ●
4,0 x 60	TX20 ●
4,5 x 45	TX20 ●
4,5 x 50	TX20 ●
4,5 x 60	TX20 ●
4,5 x 70	TX20 ●
4,5 x 80	TX20 ●
5,0 x 50	TX25 ●
5,0 x 60	TX25 ●
5,0 x 70	TX25 ●
5,0 x 80	TX25 ●
5,0 x 90	TX25 ●
5,0 x 100	TX25 ●
6,0 x 60	TX30 ●
6,0 x 70	TX25 ●
6,0 x 80	TX30 ●
6,0 x 90	TX30 ●
6,0 x 100	TX30 ●
6,0 x 120	TX25 ●
6,0 x 140	TX30 ●
6,0 x 160	TX30 ●

JOMICA[®] 
PRO FIXINGS & TOOLS

SK schroef zonder voorsnijpunt met freesribben

Gehard staal



Dimensions (mm)	Drive
6,0 x 60	TX30 ●
6,0 x 80	TX30 ●
6,0 x 100	TX30 ●
6,0 x 120	TX30 ●
6,0 x 140	TX30 ●
6,0 x 160	TX30 ●
8,0 x 80	TX40 ●
8,0 x 100	TX40 ●
8,0 x 120	TX40 ●
8,0 x 140	TX40 ●
8,0 x 160	TX40 ●
8,0 x 180	TX40 ●
8,0 x 200	TX40 ●
8,0 x 220	TX40 ●
8,0 x 240	TX40 ●
8,0 x 260	TX40 ●
8,0 x 280	TX40 ●
8,0 x 300	TX40 ●
8,0 x 320	TX40 ●
8,0 x 340	TX40 ●
8,0 x 360	TX40 ●
8,0 x 380	TX40 ●
8,0 x 400	TX40 ●

SK schroef gehard staal met voorsnijpunt



Art. no.	Dimensions (mm)	Drive	PU
945868	4,0 x 30	TX20 ●	500

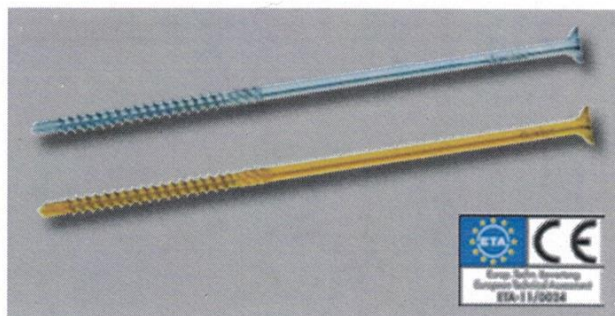
HW/MDF schroef met voorsnijpunt zonder freesribben

Inox A4



Dimensions (mm)	Drive	Dimensions (mm)	Drive
4,0 x 25	TX20 ●	3,2 x 25	TX10 ●
4,0 x 35	TX20 ●	3,2 x 30	TX10 ●
4,0 x 40	TX20 ●	3,2 x 35	TX10 ●
4,0 x 45	TX20 ●	3,2 x 40	TX10 ●
4,0 x 55	TX20 ●	3,2 x 50	TX10 ●
4,0 x 60	TX20 ●		
4,0 x 70	TX20 ●		
4,0 x 80	TX20 ●		
4,5 x 45	TX25 ●		
4,5 x 60	TX25 ●		
4,5 x 70	TX25 ●		
4,5 x 80	TX25 ●		
5,0 x 40	TX25 ●		
5,0 x 50	TX25 ●		
5,0 x 60	TX25 ●		
5,0 x 70	TX25 ●		
5,0 x 80	TX25 ●		
5,0 x 100	TX25 ●		
6,0 x 60	TX30 ●		
6,0 x 70	TX25 ●*		
6,0 x 80	TX25 ●*		
6,0 x 100	TX30 ●		
6,0 x 120	TX25 ●*		

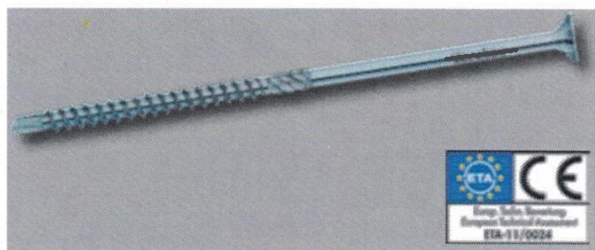
HW zelftap schroef met freesribben verzinkt



Dimensions (mm)	Drive
4,0 x 30	TX15 ●
4,0 x 35	TX15 ●
4,0 x 40	TX15 ●
4,0 x 45	TX15 ●
4,0 x 50	TX15 ●
4,0 x 60	TX15 ●
4,5 x 30	TX20 ●
4,5 x 35	TX20 ●
4,5 x 40	TX20 ●
4,5 x 45	TX20 ●
4,5 x 50	TX20 ●
4,5 x 60	TX20 ●
4,5 x 70	TX20 ●
5,0 x 40	TX25 ●
5,0 x 50	TX25 ●
5,0 x 60	TX25 ●
5,0 x 70	TX25 ●
5,0 x 80	TX25 ●
5,0 x 90	TX25 ●
5,0 x 100	TX25 ●
6,0 x 80	TX25 ●
6,0 x 90	TX25 ●
6,0 x 100	TX25 ●
6,0 x 120	TX25 ●
6,0 x 140	TX25 ●
6,0 x 160	TX25 ●

HW zelftap schroef met freesribben

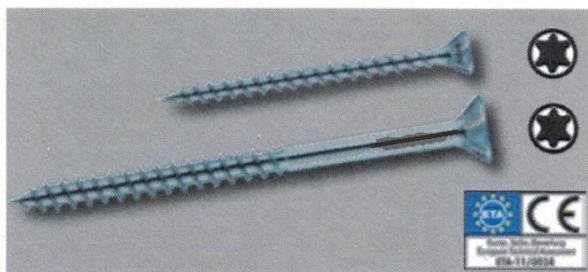
Gehard staal



Dimensions (mm)	Drive
4,0 x 30	TX15 ●
4,0 x 40	TX15 ●
4,0 x 45	TX15 ●
4,0 x 50	TX15 ●
4,0 x 60	TX15 ●
4,5 x 40	TX20 ●
4,5 x 45	TX20 ●
4,5 x 50	TX20 ●
4,5 x 60	TX20 ●
4,5 x 70	TX20 ●
4,5 x 80	TX20 ●
5,0 x 50	TX25 ●
5,0 x 60	TX25 ●
5,0 x 70	TX25 ●
5,0 x 80	TX25 ●
5,0 x 90	TX25 ●
5,0 x 100	TX25 ●
6,0 x 80	TX25 ●
6,0 x 90	TX25 ●
6,0 x 100	TX25 ●
6,0 x 120	TX25 ●
6,0 x 140	TX25 ●
6,0 x 160	TX25 ●

Spaanderplaatschroef

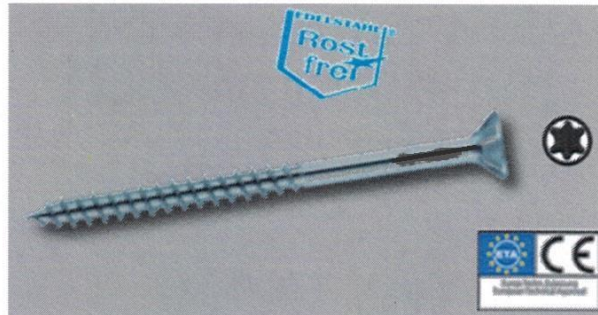
Half – en Voldraad



Dimensions (mm)	Drive	Dimensions (mm)	Drive
3,0 x 13	TX 10 ●	5,0 x 20	TX 20 ●
3,0 x 15	TX 10 ●	5,0 x 25	TX 20 ●
3,0 x 20	TX 10 ●	5,0 x 30	TX 20 ●
3,0 x 25	TX 10 ●	5,0 x 35	TX 20 ●
3,0 x 30	TX 10 ●	5,0 x 40	TX 20 ●
3,0 x 35	TX 10 ●	5,0 x 45	TX 20 ●
3,0 x 40	TX 10 ●	5,0 x 50	TX 20 ●
3,0 x 45	TX 10 ●	5,0 x 60	TX 20 ●
3,5 x 12	TX 20 ●	5,0 x 70	TX 20 ●
3,5 x 15	TX 20 ●	5,0 x 80	TX 20 ●
3,5 x 20	TX 20 ●	5,0 x 90	TX 20 ●
3,5 x 25	TX 20 ●	5,0 x 100	TX 20 ●
3,5 x 30	TX 20 ●	5,0 x 120	TX 20 ●
3,5 x 35	TX 20 ●	6,0 x 40	TX 30 ●
3,5 x 40	TX 20 ●	6,0 x 50	TX 30 ●
3,5 x 45	TX 20 ●	6,0 x 60	TX 30 ●
3,5 x 50	TX 20 ●	6,0 x 70	TX 30 ●
4,0 x 15	TX 20 ●	6,0 x 80	TX 30 ●
4,0 x 20	TX 20 ●	6,0 x 90	TX 30 ●
4,0 x 25	TX 20 ●	6,0 x 100	TX 30 ●
4,0 x 30	TX 20 ●	6,0 x 120	TX 30 ●
4,0 x 35	TX 20 ●	6,0 x 140	TX 30 ●
4,0 x 40	TX 20 ●	6,0 x 160	TX 30 ●
4,0 x 45	TX 20 ●	6,0 x 180	TX 30 ●
4,0 x 50	TX 20 ●	6,0 x 200	TX 30 ●
4,0 x 60	TX 20 ●	6,0 x 220	TX 30 ●
4,0 x 70	TX 20 ●	6,0 x 240	TX 30 ●
4,5 x 20	TX 20 ●	6,0 x 260	TX 30 ●
4,5 x 25	TX 20 ●	6,0 x 280	TX 30 ●
4,5 x 30	TX 20 ●	6,0 x 300	TX 30 ●
4,5 x 35	TX 20 ●		
4,5 x 40	TX 20 ●		
4,5 x 45	TX 20 ●		
4,5 x 50	TX 20 ●		
4,5 x 60	TX 20 ●		
4,5 x 70	TX 20 ●		
4,5 x 80	TX 20 ●		


Spaanderplaatschroef

Halfdraad Inox A2



Dimensions (mm)	Drive
4,0 x 35	TX 20 ●
4,0 x 40	TX 20 ●
4,0 x 45	TX 20 ●
4,0 x 50	TX 20 ●
4,0 x 60	TX 20 ●
4,0 x 70	TX 20 ●
4,0 x 80	TX 20 ●
4,5 x 45	TX 20 ●
4,5 x 50	TX 20 ●
4,5 x 60	TX 20 ●
4,5 x 70	TX 20 ●
4,5 x 80	TX 20 ●
5,0 x 50	TX 25 ●
5,0 x 60	TX 25 ●
5,0 x 70	TX 25 ●
5,0 x 80	TX 25 ●
5,0 x 90	TX 25 ●
5,0 x 100	TX 25 ●
5,0 x 120	TX 25 ●
6,0 x 50	TX 25 ●
6,0 x 60	TX 25 ●
6,0 x 70	TX 25 ●
6,0 x 80	TX 25 ●
6,0 x 90	TX 25 ●
6,0 x 100	TX 25 ●
6,0 x 120	TX 25 ●
6,0 x 140	TX 25 ●
6,0 x 160	TX 25 ●
6,0 x 180	TX 25 ●
6,0 x 200	TX 25 ●

Beslagschroef bolkop verzinkt



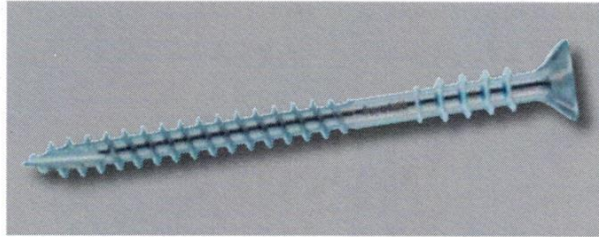
Dimensions (mm)	Drive
5,0 x 25	TX20 ●
5,0 x 35	TX20 ●
5,0 x 40	TX20 ●
5,0 x 50	TX20 ●
5,0 x 60	TX20 ●
5,0 x 70	TX20 ●

Spaanderplaatschroef grove/fijne draad




Dimensions (mm)	Drive
4,2 x 25	TX20 ●
4,2 x 35	TX20 ●
4,2 x 45	TX20 ●
4,2 x 55	TX20 ●
4,2 x 75	TX20 ●

Regelschroef



Dimensions (mm)	Drive	Adjustment range (mm)
6,0 x 60	TX 25 ●	0 - 10
6,0 x 70	TX 25 ●	0 - 20
6,0 x 80	TX 25 ●	0 - 30
6,0 x 90	TX 25 ●	0 - 40
6,0 x 100	TX 25 ●	0 - 50
6,0 x 110	TX 25 ●	0 - 60
6,0 x 120	TX 25 ●	0 - 70
6,0 x 130	TX 25 ●	0 - 80
6,0 x 145	TX 25 ●	0 - 95
6,0 x 160	TX 25 ●	0 - 110


Spaanderplaatschroef Bolkop verzinkt



Dimensions (mm)	Drive
3,0 x 20	TX10 ●
3,0 x 25	TX10 ●
3,0 x 30	TX10 ●
3,5 x 16	TX15 ●
3,5 x 20	TX15 ●
3,5 x 25	TX15 ●
3,5 x 30	TX15 ●
3,5 x 35	TX15 ●
3,5 x 40	TX15 ●
4,0 x 20	TX20 ●
4,0 x 25	TX20 ●
4,0 x 30	TX20 ●
4,0 x 35	TX20 ●
4,0 x 40	TX20 ●
4,0 x 45	TX20 ●
4,0 x 50	TX20 ●
4,5 x 20	TX25 ●
4,5 x 25	TX25 ●
4,5 x 30	TX25 ●
4,5 x 35	TX25 ●
4,5 x 40	TX25 ●
4,5 x 45	TX25 ●
4,5 x 50	TX25 ●
5,0 x 20	TX25 ●
5,0 x 25	TX25 ●
5,0 x 30	TX25 ●
5,0 x 35	TX25 ●
5,0 x 40	TX25 ●
5,0 x 45	TX25 ●
5,0 x 50	TX25 ●
5,0 x 60	TX25 ●
6,0 x 40	TX25 ●
6,0 x 50	TX25 ●
6,0 x 60	TX25 ●
6,0 x 80	TX25 ●

Spaanderplaatschroef Bolkop

Special coated



Dimensions (mm)	Drive
3,5 x 16	TX20 ●
3,5 x 20	TX20 ●
3,5 x 25	TX20 ●
3,5 x 30	TX20 ●
3,5 x 35	TX20 ●
3,5 x 40	TX20 ●
4,0 x 20	TX20 ●
4,0 x 25	TX20 ●
4,0 x 30	TX20 ●
4,0 x 35	TX20 ●
4,0 x 40	TX20 ●
4,0 x 50	TX20 ●
4,0 x 60	TX20 ●
4,5 x 20	TX20 ●
4,5 x 25	TX20 ●
4,5 x 30	TX20 ●
4,5 x 35	TX20 ●
4,5 x 40	TX20 ●
4,5 x 50	TX20 ●
4,5 x 60	TX20 ●
5,0 x 20	TX20 ●
5,0 x 25	TX20 ●
5,0 x 30	TX20 ●
5,0 x 40	TX20 ●
5,0 x 50	TX20 ●
5,0 x 60	TX20 ●
5,0 x 70	TX20 ●
5,0 x 80	TX20 ●
6,0 x 40	TX30 ●
6,0 x 50	TX30 ●
6,0 x 60	TX30 ●

Roofing SK schroef



Dimensions (mm)	Length (mm)*	Drive
8,0 x 165	60/80	TX 40 ●
8,0 x 195	60/100	TX 40 ●
8,0 x 225	60/100	TX 40 ●
8,0 x 235	60/100	TX 40 ●
8,0 x 255	60/100	TX 40 ●
8,0 x 275	60/100	TX 40 ●
8,0 x 302	60/100	TX 40 ●
8,0 x 335	60/100	TX 40 ●
8,0 x 365	60/100	TX 40 ●
8,0 x 397	60/100	TX 40 ●
8,0 x 435	60/100	TX 40 ●
8,0 x 472	60/100	TX 40 ●

Roofing CK schroef



Dimensions (mm)	Length (mm)*	Drive
8,0 x 225	60/100	TX 40 ●
8,0 x 235	60/100	TX 40 ●
8,0 x 255	60/100	TX 40 ●
8,0 x 275	60/100	TX 40 ●
8,0 x 302	60/100	TX 40 ●
8,0 x 335	60/100	TX 40 ●
8,0 x 365	60/100	TX 40 ●
8,0 x 397	60/100	TX 40 ●
8,0 x 435	60/100	TX 40 ●

Tuinschroef gehard edelstaal met voorsnijpunt en freesribben



Dimensions	Drive
4,0 x 30 mm	TX15 ●
4,0 x 40 mm	TX15 ●
4,0 x 45 mm	TX15 ●
4,0 x 50 mm	TX15 ●
4,0 x 60 mm	TX15 ●
4,5 x 45 mm	TX20 ●
4,5 x 50 mm	TX20 ●
4,5 x 60 mm	TX20 ●
4,5 x 70 mm	TX20 ●
4,5 x 80 mm	TX20 ●
5,0 x 40 mm	TX25 ●
5,0 x 45 mm	TX25 ●
5,0 x 50 mm	TX25 ●
5,0 x 60 mm	TX25 ●
5,0 x 70 mm	TX25 ●
5,0 x 80 mm	TX25 ●
5,0 x 90 mm	TX25 ●
5,0 x 100 mm	TX25 ●


Tuinschroef zonder voorsnijpunt en freesribben

Inox A4




Dimensions	Drive
4,5 x 50 mm	TX20 ●
4,5 x 60 mm	TX20 ●
4,5 x 70 mm	TX20 ●
4,5 x 80 mm	TX20 ●
5,0 x 50 mm	TX25 ●
5,0 x 60 mm	TX25 ●
5,0 x 70 mm	TX25 ●
5,0 x 80 mm	TX25 ●
5,0 x 100 mm	TX25 ●

Constructie schroef Groot voldraad



Dimensions (mm)	Drive
11,3 x 300	TX50 ●
11,3 x 340	TX50 ●
11,3 x 380	TX50 ●
11,3 x 420	TX50 ●
11,3 x 460	TX50 ●
11,3 x 500	TX50 ●
11,3 x 540	TX50 ●
11,3 x 580	TX50 ●
11,3 x 620	TX50 ●
11,3 x 660	TX50 ●
11,3 x 700	TX50 ●
11,3 x 750	TX50 ●
11,3 x 800	TX50 ●
11,3 x 900	TX50 ●
11,3 x 1000	TX50 ●


Kozijschroef Platkop/Cilinderkop verzinkt




Dimensions (mm)	Drive
7,5 x 42	TX30 ●
7,5 x 52	TX30 ●
7,5 x 62	TX30 ●
7,5 x 72	TX30 ●
7,5 x 82	TX30 ●
7,5 x 92	TX30 ●
7,5 x 102	TX30 ●
7,5 x 112	TX30 ●
7,5 x 122	TX30 ●
7,5 x 132	TX30 ●
7,5 x 152	TX30 ●
7,5 x 182	TX30 ●
7,5 x 212	TX30 ●
7,5 x 232	TX30 ●
7,5 x 252	TX30 ●
7,5 x 272	TX30 ●
7,5 x 302	TX30 ●
7,5 x 342	TX30 ●
7,5 x 372	TX30 ●
7,5 x 402	TX30 ●

Dimensions (mm)	Drive
7,5 x 42	TX25 ●
7,5 x 52	TX25 ●
7,5 x 62	TX25 ●
7,5 x 72	TX25 ●
7,5 x 82	TX25 ●
7,5 x 92	TX25 ●
7,5 x 102	TX25 ●
7,5 x 112	TX25 ●
7,5 x 122	TX25 ●
7,5 x 132	TX25 ●
7,5 x 152	TX25 ●
7,5 x 182	TX25 ●
7,5 x 212	TX25 ●
7,5 x 42	TX30 ●
7,5 x 62	TX30 ●
7,5 x 72	TX30 ●
7,5 x 82	TX30 ●
7,5 x 92	TX30 ●
7,5 x 102	TX30 ●
7,5 x 112	TX30 ●
7,5 x 122	TX30 ●
7,5 x 132	TX30 ●
7,5 x 152	TX30 ●
7,5 x 182	TX30 ●
7,5 x 212	TX30 ●
7,5 x 252	TX30 ●
7,5 x 302	TX30 ●

Trespaschroef RAL kleur Inox A2/A4



Dimensions (mm)	Colour	Material	Drive
4,8 x 25	blank	A2	TX20 ●
4,8 x 32	blank	A2	TX20 ●
4,8 x 38	blank	A2	TX20 ●
4,8 x 60	blank	A2	TX20 ●
4,8 x 25	white/RAL 9010	A2	TX20 ●
4,8 x 32	white/RAL 9010	A2	TX20 ●
4,8 x 38	white/RAL 9010	A2	TX20 ●
4,8 x 60	white/RAL 9010	A2	TX20 ●
4,8 x 25	grey/RAL 7016	A2	TX20 ●
4,8 x 32	grey/RAL 7016	A2	TX20 ●
4,8 x 38	grey/RAL 7016	A2	TX20 ●
4,8 x 60	grey/RAL 7016	A2	TX20 ●
5,5 x 35	blank	A4	TX20 ●
5,5 x 35	brown/RAL 8014	A4	TX20 ●
5,5 x 35	white/RAL 9010	A4	TX20 ●
5,5 x 35	grey/RAL 7016	A4	TX20 ●



JOMICA[®] 
PRO FIXINGS & TOOLS